

Model G12-55A

TELEHANDLER



Performance

Rated Capacity	12,000 lb	5,443 kg
Maximum Lift Height	55 ft	16.76 m
Load at Max Height	5,000 lb	2,268 kg
Maximum Forward Reach	42 ft	12.8 m
Load at Max Reach	3,500 lb	1,588 kg
Frame Leveling	10°	
Lift Speed (boom retracted)		
Up	16 sec	
Down	15 sec	
Boom Speed (extended/retracted)		
Extended	17 sec	
Retracted	13 sec	
Top Travel Speed (4-Speed)	20 mph	32 kph
Drawbar Pull (loaded)	24,000 lb	10,886 kg
Outside Turning Radius	14 ft	4.27 m
Operating Weight	35,860 lb	16,266 kg

Standard Specifications

Engine

Make and Model	Cummins QSB4.5L ATAAC	
No. of Cylinders	4	
Displacement	276 cu in.	4.5 L
Gross Power Basic	130 hp	97 kW
Maximum Torque @ 1500 rpm	457 lb-ft	619 Nm
Fuel Tank Capacity	38 gal	144 L

Transmission

- Powershift with torque converter.
- 4-speed forward and 3-speed reverse.

Axles

- Trunnion mounted planetary steer axles.
- Integral steer cylinder.
- High bias limited slip differential on front axle.

Brakes

- Service brakes are inboard wet disc brake on front and rear axles.
- Parking brakes are wet disc spring-applied hydraulic release on front axle.

Tires

- Standard 400/75-28
- Optional Foam-Filled or Solid

Cab

- Certified ROPS/FOPS structure
- Adjustable seat
- Horn

Steering 4-Wheel

- Hydraulic power steering with manual backup.
- Operator selectable 4-wheel circle, 4-wheel crab, 2-wheel front.

Instruments

- Volt meter
- Hourmeter
- Engine oil pressure gauge
- Temperature gauge
- Fuel gauge

Hydraulic System-Implement

Capacity	60 gal	227.1 L
----------	--------	---------

- Load sense piston pump.
- Auxiliary hydraulics used for all attachments equipped with cylinders or other hydraulic components.

Accessories & Options

- Enclosed Cab
- Auxiliary Electrics
- Road Lights
- Air Conditioning
- Work Lights
- Rotating Beacon
- Pintle Hook
- Fenders
- Brick Guard
- Arctic Package
- Hydraulic Quick Switch

Attachments

Standard Carriage	50 in. 60 in. 72 in.	1.3 m 1.5 m 1.8 m
Side-Tilt Carriage	50 in. 60 in. 72 in.	1.3 m 1.5 m 1.8 m
Swing Carriage (90° or 180°)	72 in.	1.8 m
Dual Fork Positioning Carriage		
Side-Shift Carriage	50 in.	1.3 m
Tower	8 ft	2.4 m
	For use on 50 in. (1.3 m) Standard or Side-Tilt Carriage*	
Pallet Forks	2.36 in. x 5 in. x 48 in. 2.00 in. x 6 in. x 72 in.	60 mm x 127 mm x 1.2 m 51 mm x 152 mm x 1.8 m
Lumber Forks	1.75 in. x 7 in. x 60 in. 2.36 in. x 6 in. x 60 in.	44 mm x 178 mm x 1.5 m 60 mm x 152 mm x 1.5 m
Cubing Forks	2 in. x 2 in. x 48 in.	51 mm x 51 mm x 1.2 m
Fork Extensions	90 in.	2.3 m
Material Bucket	72 in., 1.0 cu yd 96 in., 1.5 cu yd 102 in., 2.0 cu yd	1.8 m, 0.76 m ³ 2.4 m, 1.15 m ³ 2.6 m, 1.53 m ³
Grapple Bucket	96 in., 1.75 cu yd	2.4 m, 1.34 m ³
Truss Boom	12 ft, 2,000 lb 15 ft, 2,000 lb 12 ft with winch, 2,000 lb	3.7 m, 907 kg 4.6 m, 907 kg 3.7 m, 907 kg
Fork Mounted Work Platform	8 ft, 1,000 lb capacity	2.4 m, 455 kg capacity
Lifting Hook		

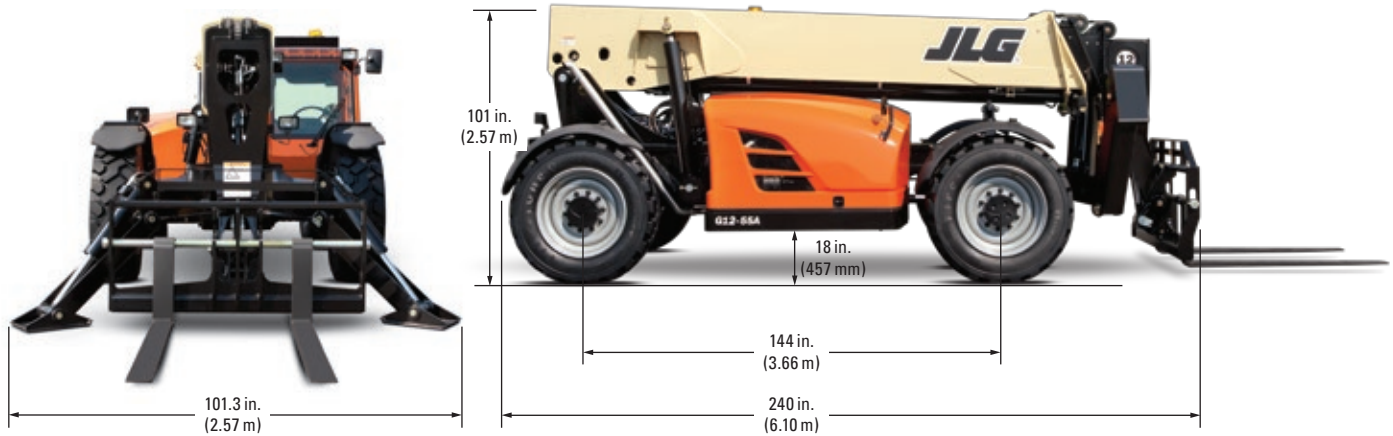
* Requires auxiliary electrics

Model G12-55A

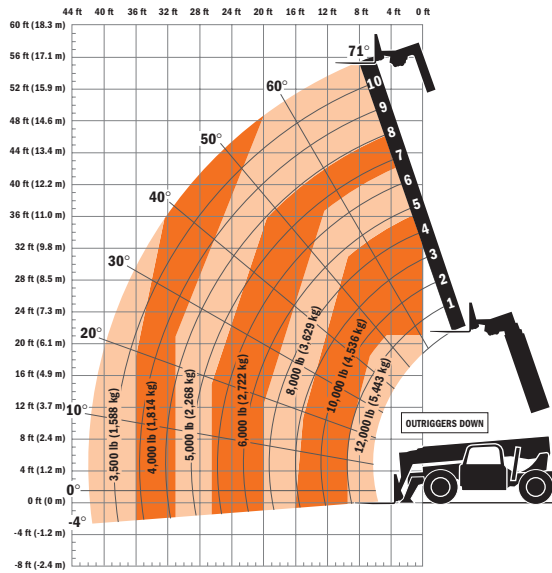
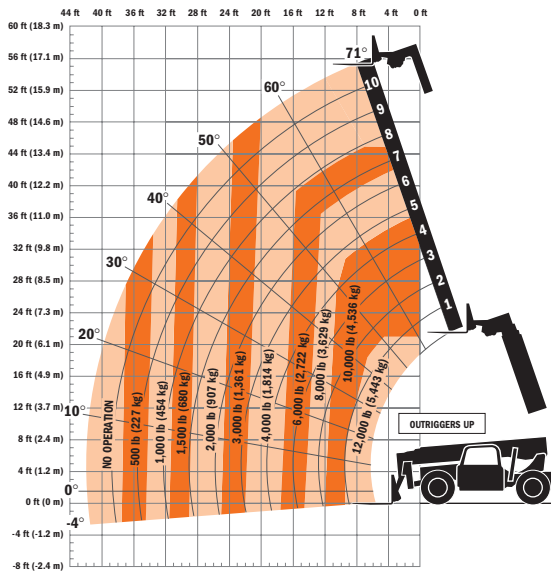
TELEHANDLER

Dimensions

All dimensions are approximate.



Load Chart Dimensions



IMPORTANT

Rated lift capacities shown are with machine equipped with carriage and pallet forks. The machine must be level on a firm surface with undamaged, properly inflated tires. Machine specifications and stability are based on rated lift capacities at specific boom angles and boom lengths. (If specifications are critical, the proposed application should be discussed with your dealer.) DO NOT exceed rated lift capacity loads, as unstable and dangerous machine conditions will result. DO NOT tip the machine forward to determine the allowable load. Use only JLG approved attachments with proper material handling model/attachment load capacity charts displayed in the operator's cab. OSHA requires all rough terrain forklift operators be trained according to OSHA 29 CFR 1910.178 (1).

Due to continuous product improvements, JLG Industries reserves the right to make specification and/or equipment changes without prior notification. This machine meets or exceeds ASME B56.6-1998 as originally manufactured for intended applications.



JLG Industries, Inc.
 1 JLG Drive
 McConnellsburg, PA 17233-9533
 Telephone 717-485-5161
 Toll-free in US 877-JLG-LIFT
 Fax 717-485-6417
www.jlg.com

An Oshkosh Corporation Company

Form No.: SS-G12-55A
 Part No.: 3132211
 R101206
 Printed in USA